

DOREX PRO 1265 SERIES

REINFORCEMENT PIVOT HINGE

DOREX

The Dorex Pro 1265 series hinges are specialty full surface pivot hinges designed to reinforce sagging or unevenly hung doors. Made from the highest quality materials these hinges are suitable for reinforcing wood and hollow metal door applications. Dorex Pro brand products are recognized for value while delivering lasting performance.



- Reinforces sagging or unevenly hung doors
- Handed
- Steel base material
- Fixed pin
- Mounting hardware included

SPECIFICATION

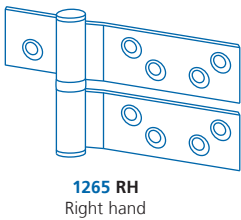
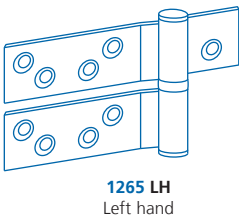
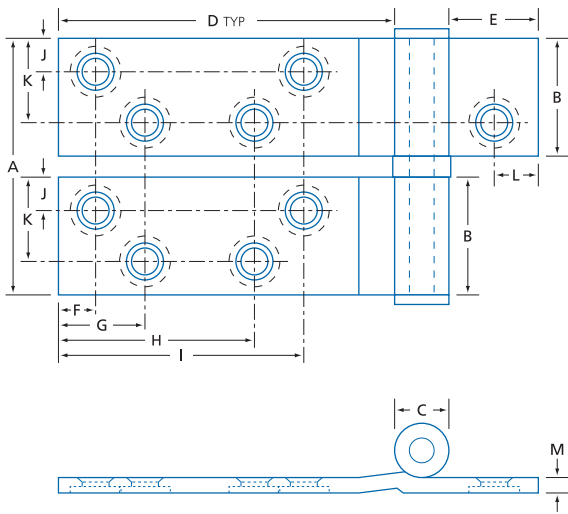
All full surface reinforcement pivot hinges shall be Dorex Pro 1265 series. Hinges shall be made from steel base materials; be handed; have 2 knuckles and 1 Slimline ball bearing; have standard flat top and bottom tips. Hinges shall be supplied with all necessary mounting hardware.

SELECTION GUIDE

MODEL NUMBER	SIZE	HANDING	FINISH	SCREWS	BOX / CASE QTY	CASE LBS / KG
1265 LH	3 1/4 x 6 1/8 (82.6 x 155.7)	Left hand	Satin zinc plated	All necessary mounting hardware included	1 / 30	52.8 / 24.0
1265 RH		Right hand				

SIZE CHART

Left hand shown



1265
SERIES

RH
HAND

MODEL	A	B	C	D	E	F	G	H	I	J	K	L	M
1265	3 1/4 (82.5)	1 1/2 (38.1)	23/32 (18.1)	4 1/4 (108)	1 5/32 (29.1)	1/2 (12.7)	1 1/8 (28.6)	2 3/8 (60.3)	3 (76.2)	1/2 (12.7)	1 (25.4)	5/8 (16.0)	3/16 (4.8)